




ZUMTOBEL



## MELLOW LIGHT

Recessed and surface-mounted ambient luminaire

[zumtobel.us/mellow-light](https://zumtobel.us/mellow-light)



It is a well-known fact in architecture: The bigger the cubic content, the more difficult it is to guide daylight into the inner areas. MELLOW LIGHT plays with light. It brings the depth of the room to life in the mellow colors of the sky until late at night. Walls and ceilings begin to breathe and give people a renewed sense of outdoor freedom.

## Indoor Daylight

Offices

Conference Rooms

Healthcare

Education





Since 1988, MELLOW LIGHT has been an icon in the world of office lighting. Now in its sixth generation, MELLOW LIGHT is shaping the future of workplace illumination, while still referencing the archetypal design of previous generations. Developed by Zumtobel in collaboration with Daniel Stromborg of Gensler, the newest generation is elegantly detailed and offers greater freedom of design.

*35 years of innovation*



MELLOW LIGHT infinity delivers three distributions: volumetric, directional (straight down only) and the combination of both. The injection-molded crystal center optic offers extremely precise illumination designed to focus light directly on the task, thus elevating Center Beam Candle Power (CBCP). MELLOW LIGHT infinity is uniquely different with separately controlled light channels – the center and side optics can be switched (or dimmed) separately – enabling simply task lighting, ambient lighting, or a combination of both.

RECESSED

SURFACE



**MELLOW LIGHT infinity / evolution**

**MELLOW LIGHT IV**



**Recessed | Surface**

**Recessed | Surface**

**Recessed**

Crystal Optic

Lenticular Optic

Split Diffuser Optic

**Size**

2x2 | 1x4

**Size**

2x2 | 1x4

**Size**

2x2 | 1x4 | 2x4

**Delivered Lumens**

2X2 up to 4282 lm  
1X4 up to 4606 lm

**Delivered Lumens**

2X2 up to 4282 lm  
1X4 up to 4606 lm

**Delivered Lumens\***

2X2 up to 4704 lm  
1X4 up to 4704 lm  
2X4 up to 10,976 lm

**Watts**

34 W  
49 W

**Watts**

34 W  
49 W

**Watts**

2x2 / 1x4 29 W & 42 W  
2x4 28W, 40 W, 98 W

**Efficacy**

Up to 102 lm/W

**Efficacy**

Up to 99 lm/W

**Efficacy**

Up to 122 lm/W

**UGR**

< 19

**UGR**

< 19

**UGR<sup>x</sup>**

< 19

**CRI:** 80 (inf/evo only), 90 (ML IV only)

**MELLOW LIGHT infinity**

Recessed, Crystal Optic  
1 x 4 | 4400 lm | 4000 K

**MELLOW LIGHT infinity**

Recessed, Crystal Optic  
1 x 4 | 4400 lm | 4000 K

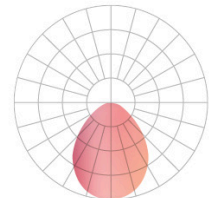
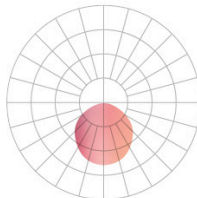
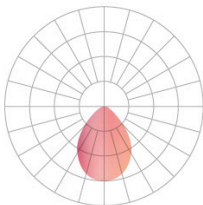
**MELLOW LIGHT infinity**

Recessed, Crystal Optic  
1 x 4 | 4400 lm | 4000 K

Center only

Wings only

Center and Wings

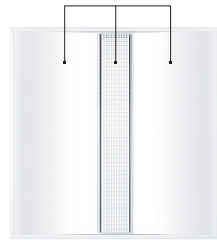


● Vertical plane distribution

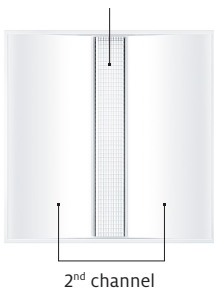
\*varies by optic and CCT    <sup>x</sup> for specific models



MELLOW LIGHT evolution  
1 channel



MELLOW LIGHT infinity  
1<sup>st</sup> channel



### MELLOW LIGHT evolution

*(Single-channel luminaire)*

Direct lighting component and wings are controlled together. Visual comfort is optimized throughout the room with glare-free illumination – gently brightening the task area, walls and ceiling.

### MELLOW LIGHT IV

*(Single-channel luminaire)*

Direct lighting component and wings are controlled together. A comfortable, efficient alternative.

### MELLOW LIGHT infinity

*(Double-channel luminaire)*


Direct lighting component and wings are controlled separately, allowing for customized task-based lighting. The two lighting wings create a pleasant background brightness, while the center component can be adjusted for optimal task area lighting.

## MELLOW LIGHT infinity / evolution

---

### Crystal Optic

Glare-free illumination with up to 4600 lumens makes it ideal for areas that require more than 40 foot candles or where there are greater distances between the luminaires.



### Lenticular Optic

Prism louvers create a gentle and homogeneous appearance with up to 3400 lumens and excellent glare suppression.



## MELLOW LIGHT IV

---

### Split Diffusion Optic

A uniform appearance and optimized light distribution with efficacy up to 122 lm/W.



## Declare.

Zumtobel is participating in the Declare program with our MELLOW LIGHT IV family of luminaires.



---

MELLOW LIGHT IV for a more uniform appearance and optimized light distribution

---

The brilliant direct light component and the gentle lighting wings can be used separately or together (MELLOW LIGHT infinity only)

---

Similar to daylight: gentle, glare-free light distribution without any distracting harsh shadows

---

Well-balanced illumination of the work plane, walls and ceilings for a bright, open room atmosphere

---

Easily controlled for today's offices, conference rooms and educational facilities

---

For optimum glare control, choose MELLOW LIGHT IV Split Diffuser Optic or MELLOW LIGHT infinity/evolution's Lenticular Optic

---

T H E L I G H T

**[zumtobel.us/contacts](https://zumtobel.us/contacts)**

EN 09/2023 © Zumtobel Lighting Inc.

*We reserve the right to make technical changes without notice.*